solventum

Thank you for sticking with us for 45 years

3M™ Ioban™ 2

Antimicrobial Incise Drape



International guidelines no longer recommend the use of non-antimicrobial drapes but instead suggest using an iodophor-impregnated drape if an incise drape is required.



	Recommended by global organisations
ACORN (2026)[5]	High-quality literature, including multiple randomised controlled trials and systematic reviews, supports the use of antimicrobial or iodophor impregnated incision drapes, resulting in a lower rate of contamination and bacterial colonisation at the surgical site.
NHMRC (2019)[6]	If an incise drape is required, use an iodophor-impregnated drape unless the patient has an iodine allergy. Do not use non-iodophor-impregnated incise drapes routinely for surgery as they may increase the risk of surgical-site infection. Ensure skin preparation is dry before draping the patient.
APSIC (2019)[2]	When using adhesive drapes, do not use non-iodophor-impregnated drapes for surgery as they may increase the risk of surgical site infection. In orthopedic and cardiac surgical procedures where adhesive drapes are used, consider using an iodophor-impregnated incise drape, unless the patient has an iodine allergy or other contraindication.
NICE (2019)[3]	Do not use non-iodophor-impregnated incise drapes routinely for surgery, as they may increase the risk of SSIs. If an incise drape is required, use an iodophor-impregnated drape unless the patient has an iodine allergy.
AORN (2023)[4]	Do not use adhesive incise drapes without antimicrobial properties. Iodophor-impregnated adhesive incise drapes may be used in accordance with the manufacturer's IFU, unless contraindicated by a patient's allergy to iodine.
KRINKO (2018)[1]	Increase of SSIs due to the non-antiseptically impregnated incision drape is reversed with using an antimicrobial incise drape.
ICM (2018)[20]	Evidence indicates antimicrobial-impregnated incise drapes result in reduction in bacterial colonisation of the surgical site. "While bacterial colonisation of the incision may predispose to subsequent SSIs/PJIs, there is no literature to demonstrate that the use of incise drapes results in clinical differences in the rates of subsequent PJIs. Many surgeons prefer to utilise draping for physical isolation of sterile from nonsterile regions and to prevent migration of drapes during the procedure."

Around the world, clinical guidelines supporting the use of antimicrobial incise drapes were generated from 3M™ Ioban™ 2 Antimicrobial Incise Drape published evidence.

Our promise of quality and trusted performance.

- 3M™ Ioban™ 2 Antimicrobial Incise Drapes are entered on the ARTG as a class III medical device (ARTG 160199) and are indicated for use as an incise drape with continuous antimicrobial activity
- 3M™ Ioban™ 2 Antimicrobial Incise Drapes are classified as Class III medical devices because the iodine incorporated into the incise drape is a drug which works in the deeper layers of a patient's skin[1] to reduce the risk of surgical site infections (SSI).[9,12]
- 3M™ Ioban™ Antimicrobial Incise Drapes were first launched in the US in 1981 with the product being used successfully in millions of procedures around the world for over 45 years

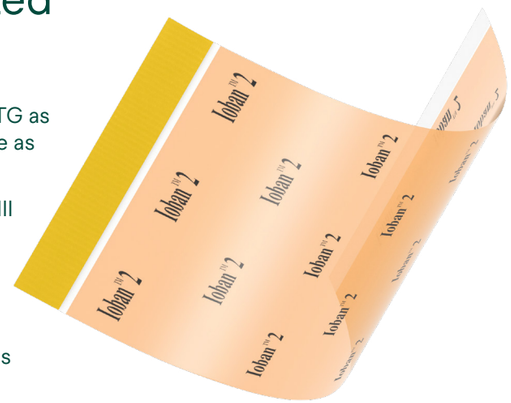

Evidence with lowering intraoperative bacterial contamination.

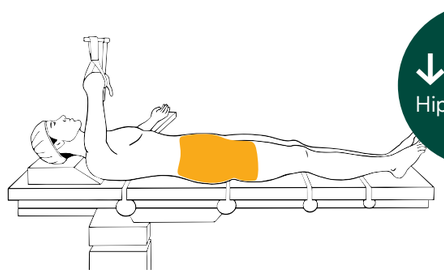

Prospective, randomised clinical trial, studying 101 patients undergoing open joint preservation procedure of the hip with 3M™ Ioban™ 2 Antimicrobial Incise Drape compared to no drape.

Rezapoor. M., et al. [2018].



Prospective, multi-centre, randomised clinical trial of 1,187 patients undergoing primary knee arthroplasty with 3M™ Ioban™ 2 Antimicrobial Incise Drape compared to no drape.

Hesselvig. A. B., et al. [2020].

Evidence with reduction in surgical site infection.

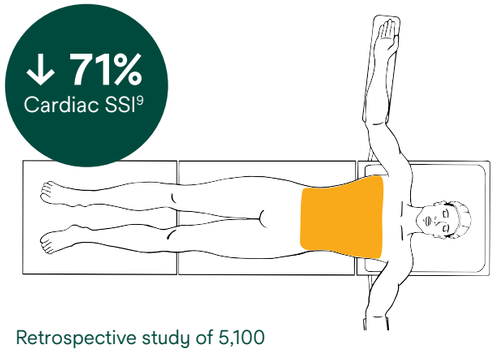

Retrospective study of 5,100 patients using propensity-matched analysis with 808 patients with 3M™ Ioban™ 2 Antimicrobial Incise Drape compared to clear incise drape.

Bejko. J., et al. [2015].

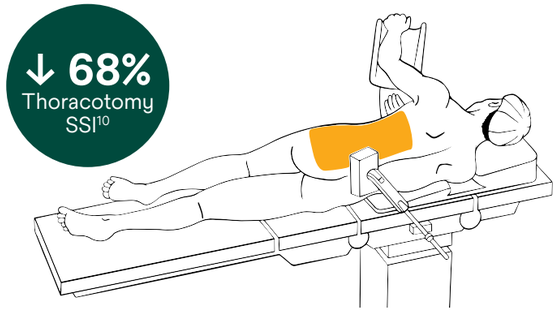

Retrospective analysis of 654 patients undergoing resection via thoracotomy with 3M™ Ioban™ 2 Antimicrobial Incise Drape compared to no drape.

Karapinar. K., Kocaturk. C. [2019].

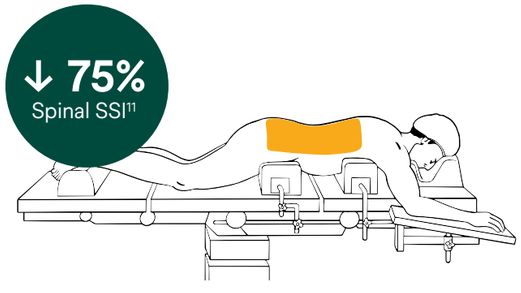

Retrospective analysis of 2,279 patients in German high volume, tertiary care university spine centre with 3M™ Ioban™ 2 Antimicrobial Incise Drape compared to clear incise drape.

Gencer. A., et al. [2023].

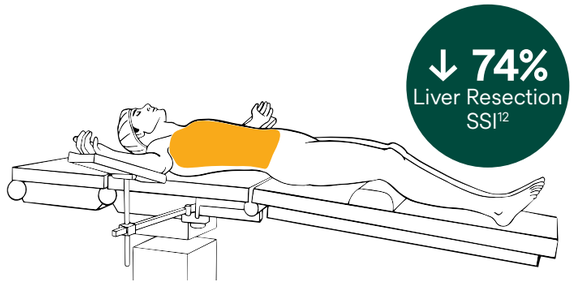

Retrospective study of 296 patients undergoing liver resection for hepatocellular carcinoma (HCC) with 3M™ Ioban™ 2 Antimicrobial Incise Drape compared to no drape.

Yoshimura. Y., et al. [2003].

How can 3M™ Ioban™ 2 Antimicrobial Incise Drape help reduce hospital costs?

The following results are calculated by the Solventum Budget Impact Calculator, based on health economic modeling and information provided by scientific studies.[9,13]

In a calculated scenario with 100 cardiac patients, the reduction of risk of bacterial wound contamination with Ioban incise drape vs a non-antimicrobial drape when used in conjunction with good clinical practice (antibiotics, infection prevention protocols, and standard surgical technique), suggests the potential to be associated with:

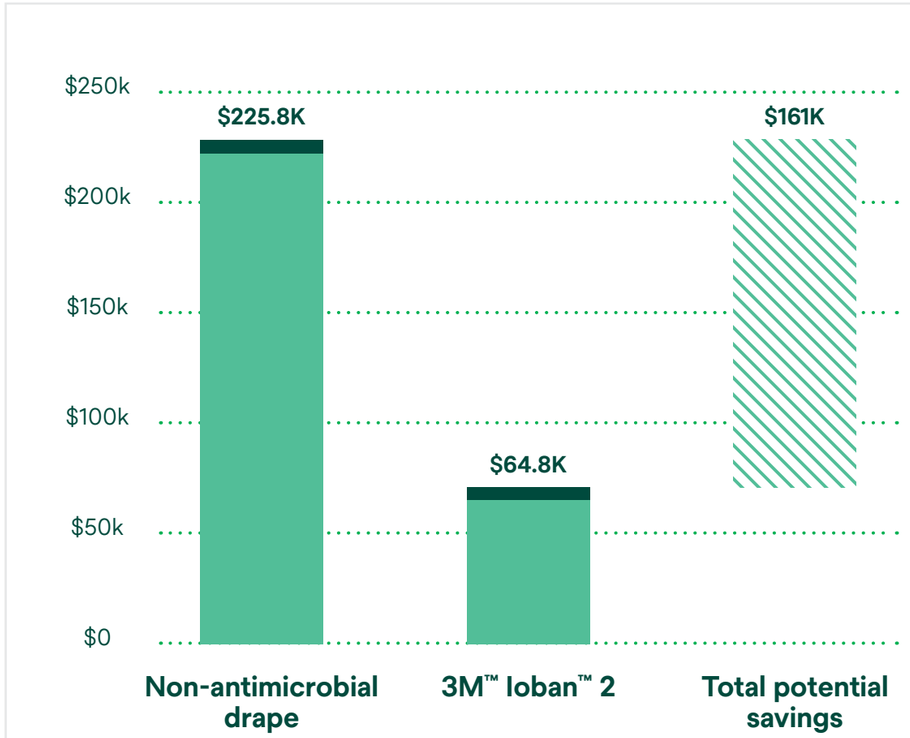

5 fewer SSI's
For every 100 patients

$161,061
Total cost saved

71.3%
Total cost savings

This is an illustration and not a guarantee of actual individual costs, savings or outcomes. The figures illustrated are a rounded version of the output generated by the calculator. The results calculated by the Solventum Budget Impact Calculator are based on health economic modeling and on information provided by scientific studies. It gives suggestions about budgetary relationships for the purpose of optimisation. The calculations are conducted with reasonable care, using the instruments/parameters specified in the references. Solventum shall not be liable for the results of the calculations and these results shall be seen as an indication only of the potential cost, savings and outcomes based on the information given and is in no way binding. Other factors, which might also have an influence on the results, may have not been taken into account.

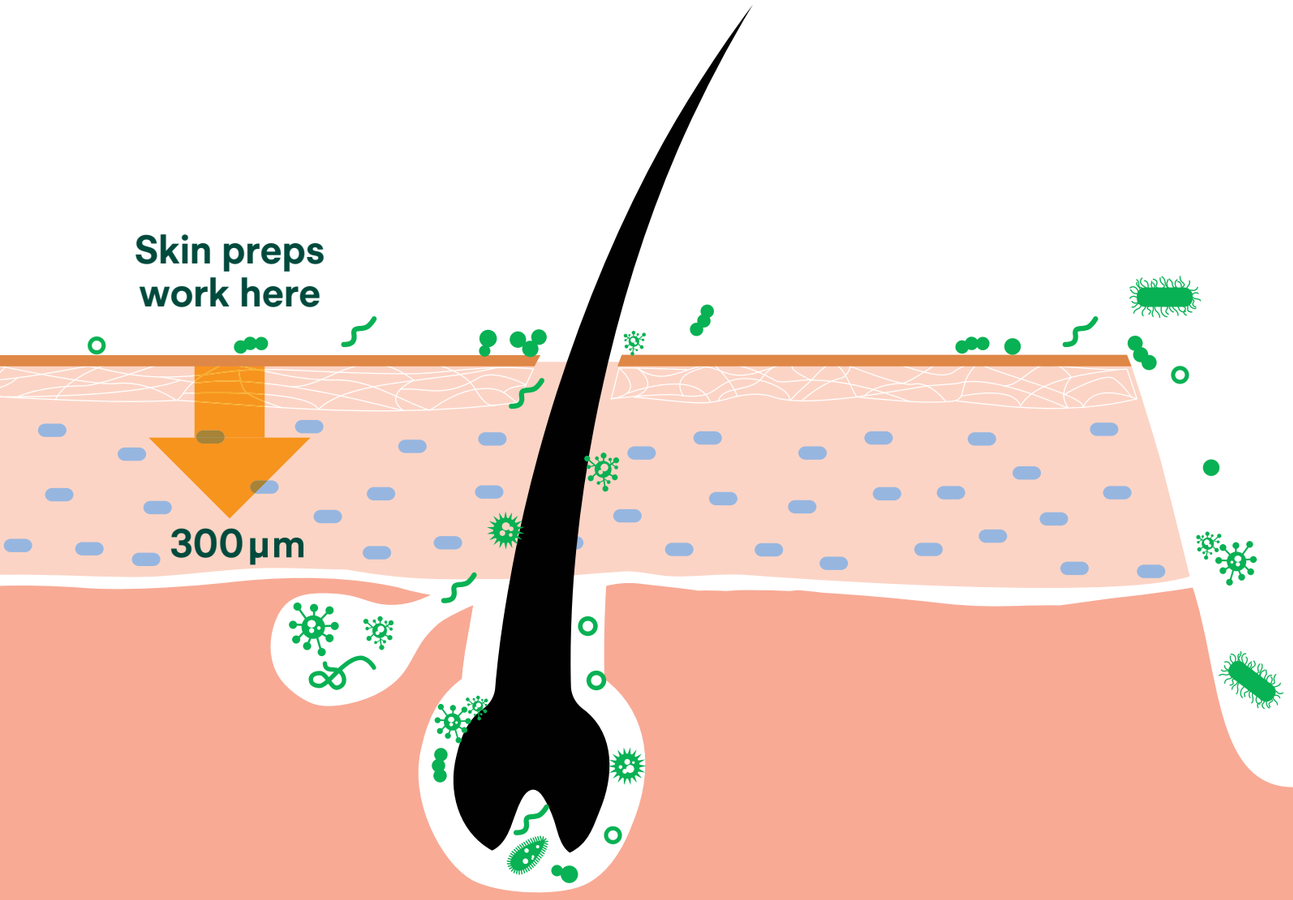

Microorganisms on patient's own skin are a major source of surgical site infections (SSIs).

Clinicians take great care to create a sterile field in order to prevent intraoperative contamination from skin bacteria. However, the surgical site is commonly left exposed. Even with optimal skin preparation, total sterilisation of the skin is impossible. You need more than a surgical prep to help prevent microbial regrowth or residual microbes from migrating into the wound or incision site.

3M™ Ioban™ 2 Antimicrobial Incise Drapes

3M™ Ioban™ 2 Antimicrobial Incise Drapes

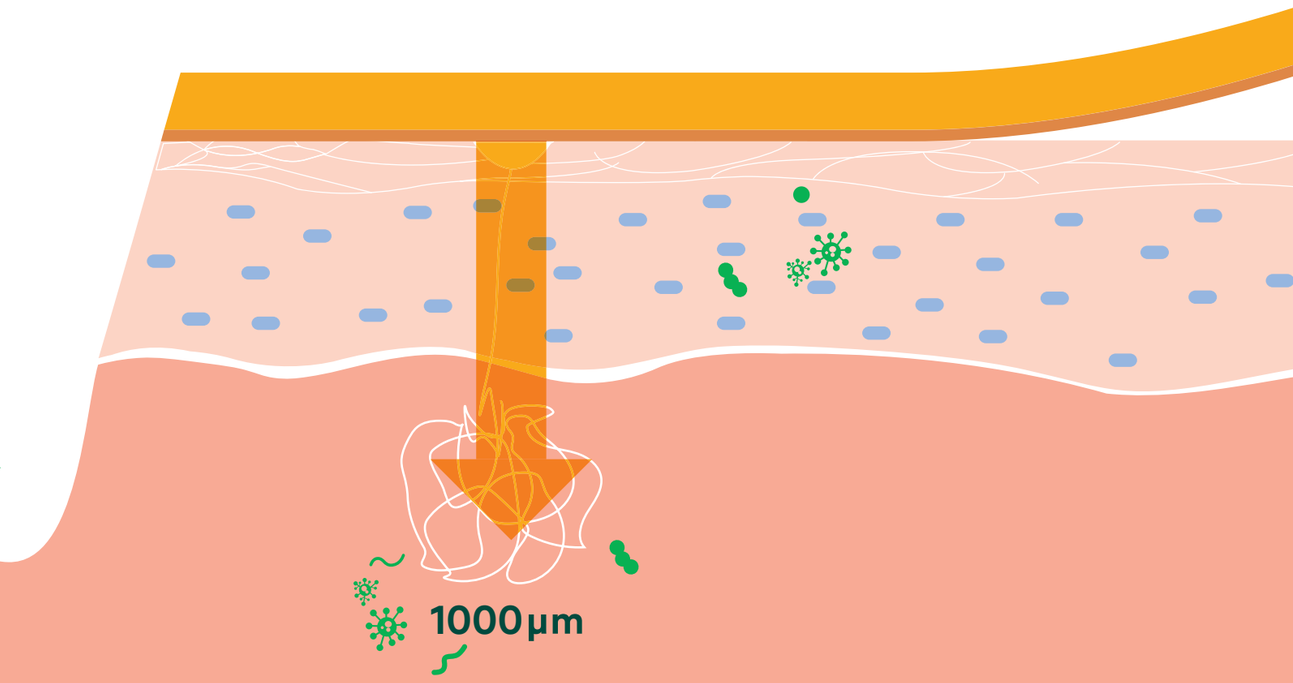

3M™ Ioban 2™ Antimicrobial Incise Drape provides proven continuous broad-spectrum antimicrobial activity down to 1000 microns to help to suppress microbial re-colonisation around the surgical site.[14] Through continuous antimicrobial activity, immobilising bacteria and conformable adhesion that helps the drape stay in place throughout the surgical procedure, 3M™ Ioban™ 2 Antimicrobial Drape helps reduce intraoperative bacterial contamination to guard against SSI.

Continuous antimicrobial activities

Provides continuous broad-spectrum antimicrobial activity to help reduce the risk of surgical site contamination.

Immobilises bacteria

Immobilises bacteria on the skin, helping to prevent migration into the surgical incision area.

Conformable adhesion

Adheres and conforms to the operative site, allowing for limb manipulation during surgery.

3M™ Ioban™ 2 Antimicrobial Drape has a 5-log reduction against 12 microorganisms in vitro; MRSA, S. epidermidis, E. faecalis (VRE), E. faecium (MDR), S. pyogenes, E. cloacae, E. coli, K. pneumoniae, P. aeruginosa, S. marcescens, C. albicans, C. parapsilosis.[15]*











	Cat No.	Product	Adhesive area	Items/box	Boxes/case
	6635	3M™ Ioban™ 2 Antimicrobial Incise Drape	10cm x 20cm	10	4
	6661EZ*	3M™ Ioban™ 2 Antimicrobial Incise Drape EZ	26cm x 20cm	50	4
	6640EZ	3M™ Ioban™ 2 Antimicrobial Incise Drape EZ	35cm x 35cm	10	4
	6650EZ	3M™ Ioban™ 2 Antimicrobial Incise Drape EZ	60cm x 45cm	10	4
	6648EZ	3M™ Ioban™ 2 Antimicrobial Incise Drape EZ	60cm x 60cm	10	4
	6651EZ	3M™ Ioban™ 2 Antimicrobial Incise Drape EZ	60cm x 85cm	10	4
	6617	Isolation Drape with 3M™ Ioban™ 2 Antimicrobial Incise Film and Pouch	Overall size: 320cm x 213cm Adhesive size: 50cm x 24cm	5	4
	6619	Large Isolation Drape with 3M™ Ioban™ 2 Antimicrobial Incise Film and Pouch	Overall size: 378cm x 254cm Adhesive size: 70cm x 32cm	5	1







*New Zealand only.

1. KRINKO Surgical Site Infection Prevention Guidelines, 2018.
2. Asia Pacific Society of Infection Control Guidelines for the Prevention of Surgical Site Infections, 2019.
3. National Institute of Health and Care Excellence (NICE). Surgical site infections: prevention and treatment. (NG125) Published April 11, 2019. Accessed May 3, 2022.
4. Liz Cowperthwaite. AORN Guidelines for Perioperative Practice 2022. Denver, CO: Association for Perioperative Registered Nurses, 2022.
5. Australian College of Perioperative Nurses (ACORN). The ACORN Standards: Standards for safe and quality care in the perioperative environment (SQCPE) - 2026. Adelaide: ACORN; 2026.
6. NHMRC National Health and Medical Research Council guidelines for the prevention and control of infection in healthcare. 2019.
7. Rezapoor M, Tan TL, Maltenfort MG, Parvizi J. Incise draping reduces the rate of contamination of the surgical site during hip surgery: A prospective, randomized trial. The Journal of Arthroplasty. 2018; Vol. 33: 1891-1895.
8. Hesselvig AB, Arpi M, Madsen F, Bjarnsholt T, Odgaard A, Group IS. Does an antimicrobial incision drape prevent intraoperative contamination? A randomized controlled trial of 1187 patients. Clinical Orthopaedics and Related Research. 2020; Vol. 478: 1007-1015.
9. Bejko J, Tarsia V, Carrozzini M, et al. Comparison of efficacy and cost of iodine impregnated drape vs. standard drape in cardiac surgery: study in 5100 patients. J Cardiovasc Transl Res. 2015; 8: 431-7.
10. Karapinar K, Ibrahim Kocaturk C. The Effectiveness of Sterile Wound Drapes in the Prevention of Surgical Site Infection in Thoracic Surgery. Biomed Res Int. 2019;2019:1438793. doi:10.1155/2019/1438793.
11. Gencer A, Schichor C, Tonn J, Siller S. Neurosurg Spine. Nov 10 2023:1-7. doi:10.3171/2023.9.SPINE23764.
12. Yoshimura Y, Kubo S, Hirohashi K, et al. Plastic iodophor drape during liver surgery operative use of the iodophorimpregnated adhesive drape to prevent wound infection during high risk surgery. World J Surg. 2003; 27: 685-8.
13. Sworn K, Poku EN, Sutton A, Foster S, Sidall I, Reuter H, Tokala P. Effectiveness of iodine-impregnated drapes preventing or reducing surgical site infection in patients with clean or clean contaminated wounds: a systematic literature review and cost-consequence analysis, Journal of Preoperative, accepted.
14. Casey AL, Karpanen TJ, Nightingale P, Conway BR, Elliott TSJ. Antimicrobial activity and skin permeation of iodine present in an iodine-impregnated surgical incise drape. J Antimicrob Chemother. 2015; 70: 2255-60.
15. Eyberg C, Morse D, Olson L, Parks PJ. An in vitro time-kill study to compare the antimicrobial activity of three antimicrobial surgical incise drapes. Poster presented at 19th Annual Scientific Meeting of the Society for Healthcare Epidemiology of America (SHEA); March 2009; San Diego, CA).

*As with any in vitro study, clinical relevance of the results is not fully understood.
◇ As of February 2023.

solventum

KCI Medical Australia Pty Ltd | Suite 3.01, Building A, The Park, 5 Talavera Road, Macquarie Park, NSW 2113 Australia | 1300 363 878
KCI New Zealand Unlimited | Suite 1701, Level 17, PwC Tower, 15 Customs Street West, Auckland 1010 | 0800 808 182

© Solventum 2026. Solventum and the S logo are trademarks of Solventum or its affiliates. Other trademarks are the property of their respective owners.

FLAME_SOLV8751 10/26
why-ioban-ssi-specialty-ipss-en-gb-anz-26-v2