

NULINE
REFRIGERATION

Win a Free Medical Fridge or Freezer*



We are searching for the oldest working Nuline Refrigeration's medical fridge or freezer as part of our 40th Anniversary celebration.

Win a new Nuline Refrigeration's medical fridge most like your existing one.

Proudly Manufacturing in Australia and a locally owned family business.

Simply fill in the form on our website

Submissions close June 30th 2025, and the winning entrant will be notified via email and phone on July 14th 2025.

* Terms and Conditions apply






HR PHARMACY REFRIGERATOR GLASS DOOR

NULINE
REFRIGERATION

FEATURES

- Fan Forced System
- Door Lock
- Interior Lighting
- Data Logger Included
- Digital Display with Built-in Alarms
- Hi/Lo Readout
- Remote Alarm Contacts
- Door Fan Switch
- ARTG Number 269856



	2°C to 8°C
	135 L 350 L 570 L
	595w x 650d x 830h 595w x 650d x 1850h 775w x 750d x 1850h

+61 3 9562 3355
info@nuline.au
www.nuline.au

+64 9 884 4181
info@nuline.co.nz
www.nuline.co.nz



HR PHARMACY REFRIGERATOR GLASS DOOR

NULINE
REFRIGERATION

Model	HR200G	HR400G	HR600G
Gross Capacity	135 L	350 L	570 L
External Dimensions in mm (w/d/h including castors)	595 x 650 x 830	595 x 650 x 1850	775 x 750 x 1850
Internal Dimensions in mm (w/d/h)	455 x 445 x 665	455 x 445 x 1685	635 x 545 x 1685
Packed Dimensions in mm (w/d/h including pallet)	640 x 670 x 1005	640 x 670 x 2010	830 x 790 x 2010
Gross Weight - kg (packed weight)	51	85	119
Net Weight - kg	45	77	95
Energy Consumption	0.86 kWh/24	1.1 kWh/24	1.3 kWh/24
Voltage	240V		
Temperature Range	2°C to 8°C		
Ambient Temperature Range	10°C to 32°C		
Refrigerant	R600a		R290
Cooling System / Defrost	Fan Forced / Automatic		
Exterior Cabinet Finish	Enamelled Steel		
Inner Liner Material	ABS		
Door	Glass		
Door Hinge	RH (LH upon request)		
Door Handle	Pull Handle		
Type of Controller	Digital		
Temperature Display	External		
Data Logger	Included		
Door Ajar Alarms	Standard		
Fan Cutout on Opening	Standard		
High and Low Readout	Visual / Audible		
BMS Connectivity (BMS Connectivity for Remote Alarms only)	Yes		
(BMS Connectivity for 4-20mA Transmitter)	Optional		
Port Entry	Standard		
Battery Back-up for Controller	Standard		
Power Requirement	10amp GPO		
Amps	0.6	0.8	1.1
Castors	Levelling Legs		
Adjustable Shelves	4	10	
Usable Shelf Area in mm(w/d)	3 x 530 x 652 1 x 438 x 202	9 x 455 x 405 1 x 438 x 202	9 x 635 x 505 1 x 618 x 302
Light	LED		
Self Closing Door	Standard		