

Application Guide

Ointment

Technique 1: Dressing Imprint

66051240 10g Tube
 66051230 20g Tube

1. Wearing gloves uncap the tube of IODOSORB[°] and set aside.
2. Cleanse the wound using sterile saline or water. Leave the wound moist.
3. Take the secondary dressing* and create an imprint of the wound by temporarily placing the dressing on the wound bed.



4. Take the IODOSORB[°] tube and apply the ointment directly to the secondary dressing (within the borders of the wound imprint) at a depth of approximately 3mm.



5. Place the secondary dressing with IODOSORB[°] onto the wound and secure[†].



Ointment

Technique 2: Syringe

66051240 10g Tube
 66051230 20g Tube

1. Wearing gloves uncap the IODOSORB[°] and remove the plunger from a suitable size syringe (i.e. 10ml or 20ml).
2. Empty the contents of the IODOSORB[°] tube into the barrel of the syringe. Replace the plunger and set aside.



3. Cleanse the wound using sterile saline or water. Pat the wound bed dry.
4. Take the syringe and deliver IODOSORB[°] directly to the wound.



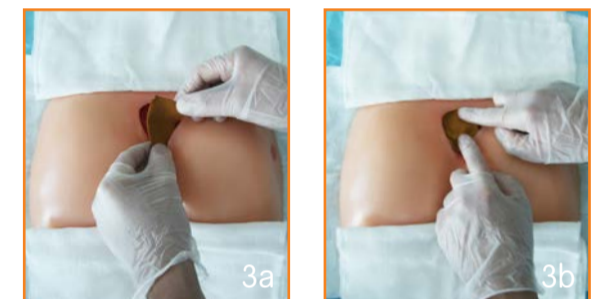
5. Ensure the entire wound bed is covered in IODOSORB[°] to a depth of approximately 3mm.
6. Cover the wound and IODOSORB[°] with a secondary dressing* and secure.[†]



Sheet Dressing

66051330 5g (6cm x 4cm)
 66051340 10g (8cm x 6cm)
 66051360 17g (10cm x 8cm)

1. Cleanse the wound using sterile saline or water.
2. Remove the IODOSORB[°] dressing sheet from its packaging and remove the backing sheets (both sides).
3. Place the IODOSORB[°] dressing sheet into the wound bed. Ensure an even distribution across the wound.



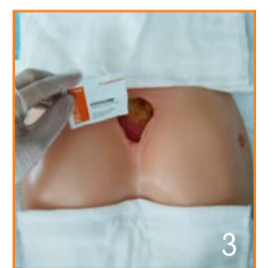
4. Cover the wound and IODOSORB[°] with a secondary dressing* and secure.[†]

Powder

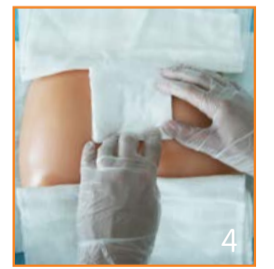
66051070 3g Powder sachet

1. Wearing gloves cut or tear the top of the powder sachet off and set aside.
2. Cleanse the wound using sterile saline or water leaving the wound moist to help adherence of the powder.

3. Take the IODOSORB[°] sachet and evenly distribute the powder across the wound bed to a depth of 3mm.



4. Cover the wound and IODOSORB[°] with a secondary dressing* and secure.[†]



IODOSORB[°]. For the treatment and healing of chronic ulcers.



* e.g. MELOLIN[°] or ALLEVYN[°]

[†] Secure with OPSITE[°] or other appropriate water-proof film. IODOSORB[°] should be changed three times a week or when all of the IODOSORB[°] has become saturated and has lost its colour.

[°] Trademark of Smith & Nephew SN8173 (04/2010)