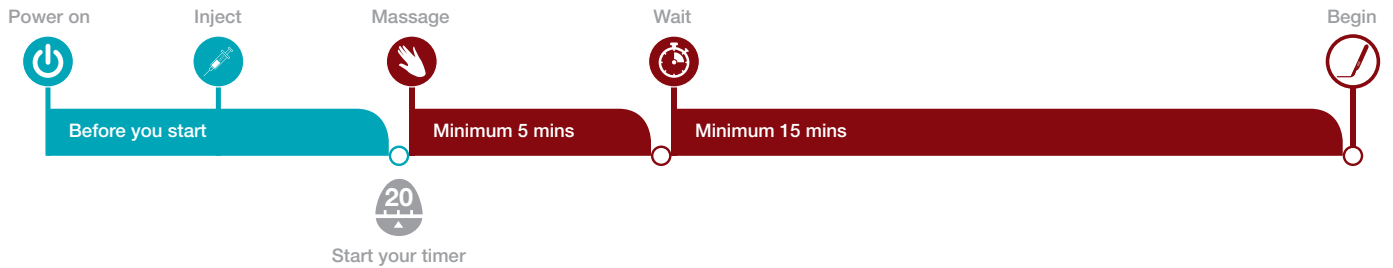


Sentimag Quick Guide

Pre-incision checklist



Sentimag probe – proximity sensing



Sweep the probe around the axilla until a hotspot is located



Pivot the probe around the hotspot to maximise the signal

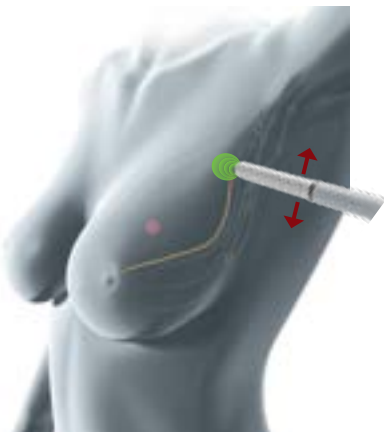


Palpation of the hotspot should result in a rise and fall in the signal

Finding a node

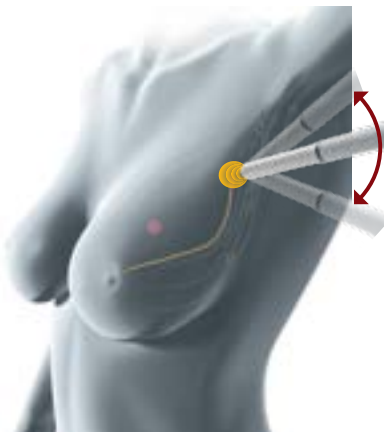
Detect

Sweep the probe around the cavity until a hotspot is located



Pinpoint

Pivot the probe around the hotspot to find the highest signal



Confirm

Gentle palpation of the hotspot should result in a rise in signal

